



School Risk Assessment Pack



At the Wear Rivers Trust, the safety of all children and adults, involved in our activities, is paramount. Please select the corresponding risk assessment for your trip from the booklet below. The overall risk rating is based on the judgement of the accessor after precautions have been made to mitigate the risk.

**The following risk assessments are only to be used by schools as a guide, as you may wish to conduct your own risk assessments, using the information given to assist you.*



wear-rivers-trust.org.uk



education.team@wear-rivers-trust.org.uk



07456928171



[wearconserving](#)



[weareducating](#)



In school & outdoor delivery



Entire River Wear Catchment



Registered Charity: 1094613



LoTC Quality Badge Certification

| GENERAL INFORMATION | | | | LOCATION INFORMATION | |
|---------------------------------|-----------------|-------------|-------------|---|---|
| Risk Assessment for: | Harehope Quarry | | | Site Location: | Harehope Quarry, Frosterley, Bishop Auckland |
| Risk Assessment carried out by: | Philip Parker | | | Site Postcode: | DL13 2SG |
| Last Updated: | 20.11.25 | | | Parking Site What 3 Words reference: | mailboxes.offices.waxer |
| Next review due: | Nov/Dec 2026 | | | Top Work Site Grid Reference 1 (Harehope Burn/Harehope Gill): | portable.shuttled.searching |
| Designated First Aiders: | Philip Parker | Katie Hook | Jack Rivers | Work Site Grid Reference 2 (Bollihope Burn) | highlighted.touchy.manliness |
| First Aider Contact Numbers: | 07456928171 | 07878474951 | 07481262310 | Nearest Hospital(s): | University Hospital of North Durham (19.2 miles) Darlington Memorial Hospital (25.4 miles) |

| MEDICAL INFORMATION | |
|--|---|
| Have participants been asked if they have any medical conditions prior to the event? | Yes |
| If no, write 'N/A'. If yes, please disclose additional measures that will be put in place: | Follow procedures as agreed with school staff |



| What is the hazard? | What are the risks? | Who is at risk? | Precautions to mitigate/control risk | Responsible Person(s) | Overall Risk Rating (after precautions) |
|---|--|---|---|---|---|
| Security of building <i>*If indoor classroom is in use</i> | Members of public entering building, children leaving the building | <ul style="list-style-type: none"> WRT employees Children School staff | <ul style="list-style-type: none"> Ensure that latch on door is locked, ensuring members of the public can not access the building freely Ensure children cannot leave the building unattended Ensure to inform other adults that the latch has been applied in case of a fire alarm | <ul style="list-style-type: none"> WRT staff | M |
| Safety of building <i>*If indoor classroom is in use</i> | Fire | <ul style="list-style-type: none"> WRT employees Children School staff Harehope residents & holiday cottage occupants | <ul style="list-style-type: none"> Do not light either of the fires in the indoor classroom (one in classroom area and one in kitchen area) | <ul style="list-style-type: none"> WRT staff | L |
| Weather | Hypothermia, heatstroke | <ul style="list-style-type: none"> WRT employees Children School staff | <ul style="list-style-type: none"> Check weather report Recommend suitable clothing, inform school Recommend sun cream & sun hats if necessary Monitor working conditions and if people are in discomfort, stop work | <ul style="list-style-type: none"> WRT staff | M |
| Slips, trips and falls | Cuts, bruises, broken bones, muscle strains | <ul style="list-style-type: none"> WRT employees Children School staff | <ul style="list-style-type: none"> Identify and make children aware of trip hazards including uneven footpaths, changes in underfoot conditions on walks and long grass Tell children not to run during the trip Tell children not to go in front of group leader unless instructed to do so Reminder that stiles and footpaths may be even more slippery if wet and muddy Keep activity areas tidy at base by placing bags in pods and out of areas that are regularly being accessed. If children are in indoor classroom, inform them to leave bags on tables and coats on the back of chairs Ensure everyone is wearing suitable footwear Wellies available to borrow-school may have stated sizes before trip | <ul style="list-style-type: none"> WRT staff | M |



| What is the hazard? | What are the risks? | Who is at risk? | Precautions to mitigate/control risk | Responsible Person(s) | Overall Risk Rating (after precautions) |
|---|---|---|--|---|---|
| Water borne illness/other infection | Infection, illness | <ul style="list-style-type: none"> WRT employees Children School staff | <ul style="list-style-type: none"> Ensure cuts are all covered Ensure everyone uses hand washing facilities, especially before lunch/eating Inform children not to place hands in or near mouth after having hands in watercourses until they have washed hands thoroughly Cuts sustained during work must be treated ASAP and recorded in a WRT staff member's accident book, which will be contained within the group leader's First Aid kit. Advise participants that if feverish symptoms (or similar health problems) develop within a week of participation, the GP of the participant should be made aware of recent contact with river water to check for leptospirosis | <ul style="list-style-type: none"> WRT staff | L |
| Water: ponds and river | Waterborne disease, drowning, head bumps, loss of consciousness | <ul style="list-style-type: none"> WRT employees Children School staff | <ul style="list-style-type: none"> WRT staff to check river levels are safe before children enter watercourse Make children aware of the hazard including steep banks Tell children not to go near pond at base camp or river unless accompanied or authorised as part of an activity Warn about crossing stepping stones sensibly and safely When children arrive at watercourse, if they are required to enter the river, as part of an activity, they must observe the water safety talk before entering the watercourse Water safety instructions include keeping wide stance (like goalkeeper or crab), moving slowly, cautiously and sensibly, with arms of pockets and out to assist balance. Children must look at where they are placing feet carefully and must not stand on protruding rocks within the watercourse | <ul style="list-style-type: none"> WRT staff | L |
| Tick-borne disease | Infection, illness (Lyme disease) | <ul style="list-style-type: none"> WRT employees Children School staff | <ul style="list-style-type: none"> Advise participants to not wear shorts prior to trip to reduce risk of ticks on legs. Inform school long sleeves tops are advisable if weather permits Advise participants that if they find a tick on their body to visit the GP to have it removed The presence of a bulls-eye rash around a tick bite may indicate Lyme disease If a bull's-eye rash is found, or a participant becomes unwell with unexplained feverish or flu-like symptoms within 3 weeks, the GP should be made aware of the possibility of Lyme disease <p><i>*Note: Roe Deer have been spotted at this site by WRT staff members</i></p> | <ul style="list-style-type: none"> WRT staff School staff | L |
| Overhanging trees and other undergrowth | Cuts and scratches, eye damage | <ul style="list-style-type: none"> WRT employees Children School staff | <ul style="list-style-type: none"> Identify and make children aware of branch hazards Avoid routes which are too hazardous and inaccessible WRT staff members monitor new overhanging branches/tree growth on route and inform children | <ul style="list-style-type: none"> WRT staff | M |



| What is the hazard? | What are the risks? | Who is at risk? | Precautions to mitigate/control risk | Responsible Person(s) | Overall Risk Rating (after precautions) |
|-------------------------------|--|---|---|---|---|
| Dogs off leads | Risk of dog attack; bites, infections | <ul style="list-style-type: none"> WRT employees Children School staff | <ul style="list-style-type: none"> Make children aware that dogs may be off leads Ignore dogs and do not touch If pupil is concerned about behaviour of dog, they must inform WRT staff member or teacher immediately | <ul style="list-style-type: none"> WRT staff | L |
| Moving vehicles on track/road | Injury from vehicles, serious injuries, fatality | <ul style="list-style-type: none"> WRT employees Children School staff | <ul style="list-style-type: none"> Inform pupils they must always stay behind group leader Ensure adults stop the traffic safely before allowing children to cross At least one adult to stop at two junction points on farm track to ensure if a vehicle appears, they are aware there are children crossing and have plenty of time to stop Make everyone aware of possible hazard and supervise children Ensure an adult is at the front and back of groups of children Ensure children walk on one side of the track/road and stay as close as they can to wall/fence | <ul style="list-style-type: none"> WRT staff | M |
| Fences with barbed wire | Cuts and scratches | <ul style="list-style-type: none"> WRT employees Children School staff | <ul style="list-style-type: none"> Warn children about the barbed wire on the fences they will walk by Ask children to not touch barbed wire fences, keep their distance when possible and no pushing/shoving | <ul style="list-style-type: none"> WRT staff | M |
| Stiles | Slips, trips, falls, cuts, scratches, twisted ankles, broken bones | <ul style="list-style-type: none"> WRT employees Children School staff | <ul style="list-style-type: none"> Stop group before they arrive and first stile and gate Inform group of the correct technique to climb stile: one person at a time; step over sideways one leg at a time; always hold supporting post with two hands in case losing footing Inform children to not jump of end of stile Inform children that wooden surfaces might be slippery Ask WRT staff member or teacher to stand by stile to assist/monitor children going over | <ul style="list-style-type: none"> WRT staff | M |
| Kissing gates | Trapped fingers and limbs, crushing, broken bones | <ul style="list-style-type: none"> WRT employees Children School staff | <ul style="list-style-type: none"> Stop group before they go through first kissing gate Inform children of danger if they let go of gate Inform children of correct technique: passing gate to person behind without letting go Inform children: one at a time through gate to avoid crushing | <ul style="list-style-type: none"> WRT staff | L |





| What is the hazard? | What are the risks? | Who is at risk? | Precautions to mitigate/control risk | Responsible Person(s) | Overall Risk Rating (after precautions) |
|---------------------|--|---|--|---|---|
| Handing equipment | Causing body parts, especially hands and feet becoming trapped between/underneath poles. Cuts, bruises, puncture wounds, eye damage. | <ul style="list-style-type: none"> WRT employees Children School staff | <ul style="list-style-type: none"> Check plan and equipment being used is appropriate for the needs/age of children Check all equipment before use. Do not use any damaged or faulty equipment. Report any damaged or faulty equipment to all education staff so new ones can be ordered ASAP Advise teachers prior to trip of the advised adult to pupil ratios, as specified in the 'School Information Pack' Anyone using equipment unsafely will be asked to stop the activity and/or removed from the watercourse Always consider participants' personal needs/disabilities and make reasonable adjustments where needed | <ul style="list-style-type: none"> WRT staff | M |
| Rock measuring | Muscle strains, cuts, bruises, broken bones, head trauma, eye damage | <ul style="list-style-type: none"> WRT employees Children School staff | <ul style="list-style-type: none"> Inform children how to use callipers safely and how they work, alongside potential dangers Inform children callipers are to be carried by side when not in use to reduce risk of poking other people Inform group they must not throw rocks back into watercourse or they may hear a warning whistle and will be asked to exit the watercourse immediately Inform children they must not drop rocks back into river, when they are returning them as this may drop on their foot/toes or other people close to them Inform group that rocks, that are bigger than the callipers, should not be picked up as they maybe too heavy and could cause more damage | <ul style="list-style-type: none"> WRT staff | L |
| First Aid | Injuries or accidents that cannot be dealt with appropriately | <ul style="list-style-type: none"> WRT employees Children School staff | <ul style="list-style-type: none"> Ensure there is a qualified first aider present throughout the activity Ensure there is a First Aid kit available during the activity | <ul style="list-style-type: none"> WRT staff | L |



| What is the hazard? | What are the risks? | Who is at risk? | Precautions to mitigate/control risk | Responsible Person(s) | Overall Risk Rating (after precautions) |
|--|---|---|---|---|---|
| Fallen trees at Harehope Gill | Trips, falls, slips, scratches, scrapes, puncture wounds, twisted ankles | <ul style="list-style-type: none"> WRT employees Children School staff | <ul style="list-style-type: none"> Two fallen trees by river have been pruned by WRT staff member with chainsaw previously to remove sharp protruding branches Two fallen trees are monitored by WRT staff. WRT staff check if there are new twigs/branches protruding from tree that are unsafe and need to be removed Inform group how to climb over fallen tree, using correct sideways technique and holding trunk with both hands Inform group not to stand on branch along floor as this could be slippery | <ul style="list-style-type: none"> WRT staff | L |
| Stepping stones down to bridge | Slips, trips, falls, head bumps, broken bones | <ul style="list-style-type: none"> WRT employees Children School staff | <ul style="list-style-type: none"> Stop children at gate before stepping stones and inform them of steep slope and stones Inform children to create single file line, to go slowly and steadily, whilst keeping eyes on stones in front of them Reinforce no pushing, shoving or overtaking WRT staff member to position themselves approximately halfway down path, where it curves as this is a trickier spot to balance Inform children at front to wait sensibly at small sign before bridge, and not go any further, while rest of group makes their way down | <ul style="list-style-type: none"> WRT staff | M |
| Bridge near Harehope Gill & waterfall | Falls, slips, head trauma, broken bones, drowning | <ul style="list-style-type: none"> WRT employees Children School staff | <ul style="list-style-type: none"> Inform group that bridge is wooden but has wiring on floor to assist with grip. When on bridge they must keep still and no climbing/leaning over on fenced part of bridge WRT staff member stands at left corner of bridge, where fencing stops to avoid any children slipping/falling/wandering off If group is above 30, only allow 30 at a time on bridge to avoid overcrowding and excess weight | <ul style="list-style-type: none"> WRT staff | M |
| Kick sampling <i>*Only applicable if Riverfly activity taking place at Ballihope Burn</i> | Splinters, cuts and wounds, bumps, bruises, drowning, hypothermia, fatal injuries | <ul style="list-style-type: none"> WRT employees Children School staff | <ul style="list-style-type: none"> Inform/reinforce following water safety guidelines strictly as previously mentioned when they arrived at watercourse Check nets before use (as well as the integrity of all the Riverfly equipment) Outline potential danger of nets to group, including their weight and metal rim. Demonstrate how to carry net when in and out of the watercourse with heavy part of net at bottom and by side/resting against riverbed No more than four pupils per one WRT staff member to be kick sampling in river at same time Inform children of correct use of equipment, including not squirting of water with pipettes or flicking with spoons If any equipment breaks (E.g. plastic spoons), children must inform WRT staff immediately | <ul style="list-style-type: none"> WRT staff | L |



| What is the hazard? | What are the risks? | Who is at risk? | Precautions to mitigate/control risk | Responsible Person(s) | Overall Risk Rating (after precautions) |
|---------------------------|---|--|---|---|---|
| Environment | Injuries and lost children | <ul style="list-style-type: none"> Children School staff | <ul style="list-style-type: none"> Explain at the start of the activity the out of bounds areas at base camp Explain where toilets are and the outside toilet rules Explain children are not to wonder off to toilets without asking permission from supervising adult first Leaders to ensure appropriate footwear is always worn. No bare feet or clogs Leaders to ask the young people not to run down the hill if the grass is wet as could be slippery and to not run in the woods due to rocks and tree trunks/roots Leaders to explain not to eat anything found on the campsite, for example, wild mushrooms or berries | <ul style="list-style-type: none"> WRT staff | L |
| Unstable cliff faces | Injury from falling rocks | <ul style="list-style-type: none"> WRT employees School children School staff | <ul style="list-style-type: none"> No-one to go near cliff faces. Not necessary as part of activities Walk along cliff has fences to prevent access to the cliff Inform children to not enter fenced areas unless lead by an adult or informed to do so | <ul style="list-style-type: none"> WRT staff | L |
| Contact with farm animals | Cuts, bruises, broken bones, fatal injuries | <ul style="list-style-type: none"> WRT employees School children School staff | <ul style="list-style-type: none"> Inform children that they will be walking through fields with sheep and horses and to not directly approach either. Inform children to never stand behind a horse Reinforce need to stay behind group leader Ask children to keep noise to a minimum when passing farm animals to reduce risk of erratic behaviour If cattle are blocking path in field on way back, group leader takes alternative route back to base camp | <ul style="list-style-type: none"> WRT staff | L |

| | | | |
|-----------------------|--|----------------------------|----------|
| Accessor Signature: |  | Date Assessment Conducted: | 20.11.25 |
| Checked by Signature: |  Hook | Date Checked: | 20.11.25 |



| GENERAL INFORMATION | | | | LOCATION INFORMATION | |
|---------------------------------|---------------|-------------|-------------|---|---|
| Risk Assessment for: | Auckland Park | | | Site Location: | Auckland Tower, Market Place, Bishop Auckland (entrance) |
| Risk Assessment carried out by: | Philip Parker | | | Site Postcode: | DL14 7NR (entrance) |
| Last Updated: | 20.11.25 | | | Parking Site What 3 Words location: | then.digit.rewarding |
| Next review due: | Nov/Dec 2026 | | | Work Site What 3 Words location 1 (River Gaunless): | slot.goad.angel |
| Designated First Aiders: | Philip Parker | Katie Hook | Jack Rivers | Work Site What 3 Words location 2 (Coundon Burn): | sped.humble.prancing |
| First Aider Contact Numbers: | 07456928171 | 07878474951 | 07481262310 | Nearest Hospital(s): | University Hospital of North Durham (11.8 miles from entrance) Darlington Memorial Hospital (14.1 miles from entrance) |

| MEDICAL INFORMATION | |
|--|---|
| Have participants been asked if they have any medical conditions prior to the event? | Yes |
| If no, write 'N/A'. If yes, please disclose additional measures that will be put in place: | Follow procedures as agreed with school staff |



| What is the hazard? | What are the risks? | Who is at risk? | Precautions to mitigate/control risk | Responsible Person(s) | Overall Risk Rating (after precautions) |
|------------------------|--|---|--|---|---|
| Weather | Hypothermia, heatstroke | <ul style="list-style-type: none"> WRT employees Children School staff | <ul style="list-style-type: none"> Check weather report Recommend suitable clothing, inform school Recommend sun cream & sun hats if necessary Monitor working conditions and if people are in discomfort, stop work | <ul style="list-style-type: none"> WRT staff School | M |
| Slips, trips and falls | Cuts, bruises, broken bones, muscle strains | <ul style="list-style-type: none"> WRT employees Children School staff | <ul style="list-style-type: none"> Identify and make children aware of trip hazards including uneven footpaths, changes in underfoot conditions on walks and long grass Tell children not to run during the trip Tell children not to go in front of group leader unless instructed to do so Reminder that stiles and footpaths may be even more slippery if wet and muddy Advise suitable footwear before trip Wellies available to borrow-school may have stated sizes before trip | <ul style="list-style-type: none"> WRT staff | M |
| Falling into river | Hypothermia, drowning, broken bones, head trauma | <ul style="list-style-type: none"> WRT employees Children School staff | <ul style="list-style-type: none"> Inform children that some areas of river are not fenced off in H&S talk Tell group to stay on path and keep left, in single file formation, when instructed. This is to be reinforced by WRT staff member when heading from river cliff to river island, where the footpath is raised and narrows Remind children no pushing/shoving or overtaking Remind children to always stay behind group leader | <ul style="list-style-type: none"> WRT staff School staff | M |



| What is the hazard? | What are the risks? | Who is at risk? | Precautions to mitigate/control risk | Responsible Person(s) | Overall Risk Rating (after precautions) |
|---|---|---|--|---|---|
| Water borne illness/other infection | Infection, illness | <ul style="list-style-type: none"> WRT employees Children School staff | <ul style="list-style-type: none"> Ensure cuts are all covered Ensure everyone uses hand washing facilities, especially before lunch/eating Inform children not to place hands in or near mouth after having hands in watercourses until they have washed hands thoroughly Cuts sustained during work must be treated ASAP and recorded in a WRT staff member's accident book, which will be contained within the group leader's First Aid kit. Advise participants that if feverish symptoms (or similar health problems) develop within a week of participation, the GP of the participant should be made aware of recent contact with river water to check for leptospirosis Check for signs of sewage outflow in River Gaunless. If any is spotted, WRT staff to keep children out of this watercourse | <ul style="list-style-type: none"> WRT staff | L |
| Water: rivers | Waterborne disease, drowning, head bumps, loss of consciousness | <ul style="list-style-type: none"> WRT employees Children School staff | <ul style="list-style-type: none"> WRT staff to check river levels are safe before children enter watercourse Make children aware of the hazard including steep banks Tell children not to go near river unless accompanied or authorised as part of an activity When children arrive at watercourse, if they are required to enter the river, as part of an activity, they must observe the water safety talk before entering the watercourse Water safety instructions include keeping wide stance on riverbed (like goalkeeper or crab), moving slowly, cautiously and sensibly, with arms of pockets and out to assist balance. Children must look at where they are placing feet carefully and must not stand on protruding rocks within the watercourse | <ul style="list-style-type: none"> WRT staff | L |
| Tick-borne disease | Infection, illness (Lyme disease) | <ul style="list-style-type: none"> WRT employees Children School staff | <ul style="list-style-type: none"> Advise participants to not wear shorts prior to trip to reduce risk of ticks on legs. Inform school long sleeves tops are advisable if weather permits Advise participants that if they find a tick on their body to visit the GP to have it removed The presence of a bulls-eye rash around a tick bite may indicate Lyme disease If a bull's-eye rash is found, or a participant becomes unwell with unexplained feverish or flu-like symptoms within 3 weeks, the GP should be made aware of the possibility of Lyme disease <p><i>*Note: WRT staff have sighted deer on this site previously</i></p> | <ul style="list-style-type: none"> WRT staff School staff | L |
| Overhanging trees and other undergrowth | Cuts and scratches, eye damage | <ul style="list-style-type: none"> WRT employees Children School staff | <ul style="list-style-type: none"> Identify and make children aware of branch hazards Avoid routes which are too hazardous and inaccessible WRT staff members monitor new overhanging branches/tree growth on route and inform children | <ul style="list-style-type: none"> WRT staff | L |



| What is the hazard? | What are the risks? | Who is at risk? | Precautions to mitigate/control risk | Responsible Person(s) | Overall Risk Rating (after precautions) |
|-------------------------------|--|---|--|---|---|
| Dogs off leads | Risk of dog attack; bites, infections | <ul style="list-style-type: none"> WRT employees Children School staff | <ul style="list-style-type: none"> Make children aware that dogs may be off leads Ignore dogs and do not touch If pupil is concerned about behaviour of dog, they must inform WRT staff member or teacher immediately | <ul style="list-style-type: none"> WRT staff | L |
| Moving vehicles on track/road | Injury from vehicles, serious injuries, fatality | <ul style="list-style-type: none"> WRT employees Children School staff | <ul style="list-style-type: none"> Inform pupils they must always stay behind group leader Ensure adults stop the traffic safely before allowing children to cross Once entering Auckland Park, this is not accessible for public vehicles; however, working vehicles such as buggies and diggers may be travelling along the public rights of way. Inform group in H&S talk Make everyone aware of possible hazard and supervise children Ensure an adult is at the front and back of groups of children Inform children if vehicle is approaching; move children to side of path or off the path, if possible, to the side facing away from the watercourse | <ul style="list-style-type: none"> WRT staff | M |
| Members of the public | Injury, emotional harm | <ul style="list-style-type: none"> WRT employees Children School staff | <ul style="list-style-type: none"> Inform children that Auckland Park is open to members of the public upon arrival. Ask children to be courteous and considerate towards members of the public Inform children that if a member of the public is acting untoward, to inform a WRT staff member or a member of school staff immediately | <ul style="list-style-type: none"> WRT staff School staff | L |
| Stile & gates | Slips, trips, falls, cuts, scratches, twisted ankles, broken bones | <ul style="list-style-type: none"> WRT employees Children School staff | <ul style="list-style-type: none"> Stop group before they arrive at stile and gate Inform group of the correct technique to climb stile: one person at a time; step over sideways one leg at a time; always hold supporting post with two hands in case losing footing Inform children to not jump off end of stile Inform children that wooden surfaces might be slippery Ask WRT staff member or teacher to stand by stile to assist/monitor children going over WRT staff member, pupil or school staff member asked by WRT staff member to hold gate open to avoid trapped fingers/head bumps etc. <p><i>*Note: Only one stile on site: by confluence of Gaunless & Wear, which will not be crossed in high flow</i></p> | <ul style="list-style-type: none"> WRT staff School staff | L |




| What is the hazard? | What are the risks? | Who is at risk? | Precautions to mitigate/control risk | Responsible Person(s) | Overall Risk Rating (after precautions) |
|---------------------|--|---|--|---|---|
| Handing equipment | Causing body parts, especially hands and feet becoming trapped between/underneath poles. Cuts, bruises, puncture wounds, eye damage. | <ul style="list-style-type: none"> WRT employees Children School staff | <ul style="list-style-type: none"> Check plan and equipment being used is appropriate for the needs/age of children Check all equipment before use. Do not use any damaged or faulty equipment. Report any damaged or faulty equipment to all education staff so new ones can be ordered ASAP Advise teachers prior to trip of the advised adult to pupil ratios, as specified in the 'School Information Pack' Anyone using equipment unsafely will be asked to stop the activity and/or removed from the watercourse Always consider participants' personal needs/disabilities and make reasonable adjustments where needed | <ul style="list-style-type: none"> WRT staff | L |
| Rock measuring | Muscle strains, cuts, bruises, broken bones, head trauma, eye damage | <ul style="list-style-type: none"> WRT employees Children School staff | <ul style="list-style-type: none"> Inform children how to use callipers safely and how they work, alongside potential dangers Inform children callipers are to be carried by side when not in use to reduce risk of poking other people Inform group they must not throw rocks back into watercourse or they may hear a warning whistle and will be asked to exit the watercourse immediately Inform children they must not drop rocks back into river, when they are returning them as this may drop on their foot/toes or other people close to them Inform group that rocks, that are bigger than the callipers, should not be picked up as they maybe too heavy and could cause more damage | <ul style="list-style-type: none"> WRT staff | M |
| Kick sampling | Splinters, cuts and wounds, bumps, bruises, drowning, hypothermia, fatal injuries | <ul style="list-style-type: none"> WRT employees Children School staff | <ul style="list-style-type: none"> Inform/reinforce following water safety guidelines strictly as previously mentioned when they arrived at watercourse Check nets before use (as well as the integrity of all the Riverfly equipment) Outline potential danger of nets to group, including their weight and metal rim. Demonstrate how to carry net when in and out of the watercourse with heavy part of net at bottom and by side/resting against riverbed No more than four pupils per one WRT staff member to be kick sampling in river at same time Inform children of correct use of equipment, including not squirting of water with pipettes or flicking with spoons If any equipment is breaks (E.g. plastic spoons), children must inform WRT staff immediately | <ul style="list-style-type: none"> WRT staff | L |



| What is the hazard? | What are the risks? | Who is at risk? | Precautions to mitigate/control risk | Responsible Person(s) | Overall Risk Rating (after precautions) |
|---------------------------|--|--|--|---|---|
| Environment | Injuries and lost children | <ul style="list-style-type: none"> Children School staff | <ul style="list-style-type: none"> Explain at the start of the activity that group will be walking away from toilets at Auckland Tower, where they will return to at lunch time Explain where toilets are (Auckland Tower/Civic Hall) and the outside toilet rules Explain children are not to wander off to toilets without asking permission from supervising adult first Leaders to ensure appropriate footwear is always worn. No bare feet or clogs Leaders to ask the young people not to run down the hill if the grass is wet as could be slippery and to not run in the woods due to rocks and tree trunks/roots Leaders to explain not to eat anything found in the park, for example, wild mushrooms or berries | <ul style="list-style-type: none"> WRT staff | L |
| First Aid | Injuries or accidents that cannot be dealt with adequately | <ul style="list-style-type: none"> WRT employees Children School staff | <ul style="list-style-type: none"> Ensure there is a qualified first aider present throughout the activity Ensure there is a First Aid kit available during the activity and one per group if groups are planning on splitting | <ul style="list-style-type: none"> WRT staff School staff | L |
| Unstable riverbanks | Injury from falling, drowning, fatal injuries, hypothermia, broken bones | <ul style="list-style-type: none"> WRT employees School children School staff | <ul style="list-style-type: none"> No-one to go right to the edge of riverbanks Reinforce no pushing/shoving or messing around WRT staff member informs children where to stand when approaching riverbanks, on river walk. This is made clear to the group through arm signals and informing children they must not go beyond where WRT staff member is standing Inform children to not enter fenced areas unless lead by an adult or informed to do so | <ul style="list-style-type: none"> WRT staff | L |
| Contact with farm animals | Cuts, bruises, broken bones | <ul style="list-style-type: none"> WRT employees School children School staff | <ul style="list-style-type: none"> Inform children that they might be walking through fields with sheep in Reinforce need to stay behind group leader Ask children to keep noise to a minimum when passing farm animals to reduce risk of erratic behaviour | <ul style="list-style-type: none"> WRT staff | L |



| What is the hazard? | What are the risks? | Who is at risk? | Precautions to mitigate/control risk | Responsible Person(s) | Overall Risk Rating (after precautions) |
|---------------------|--|--|---|---|---|
| *Auckland Tower | Slips, trips & falls, broken bones, fatal injury | <ul style="list-style-type: none"> WRT employees School children School staff | <ul style="list-style-type: none"> Brief children at bottom of stairs leading up to tower to not run and stay go up in single file order, keeping to the left, to prevent any pushing. This also allows members of the public past when required Inform children no overtaking, pushing or shoving Inform group no climbing on railings or leaning over edges on viewing platform or misbehaviour may lead to pupil(s) being sent back down with a member of staff Stagger teachers and support staff at regular intervals within group, including one at front and back Inform staff and children of precautions and importance of always keeping to these Inform children to not wander off at any time and to keep within designated viewing platform/areas Check wind and weather conditions prior to ascent | <ul style="list-style-type: none"> WRT staff | M/H |

| | | | |
|-----------------------|---|----------------------------|----------|
| Accessor Signature: |  | Date Assessment Conducted: | 20.11.25 |
| Checked by Signature: | OK Hook | Date Checked: | 20.11.25 |



| GENERAL INFORMATION | | | | LOCATION INFORMATION | |
|---------------------------------|---------------|-------------|-------------|----------------------------------|---|
| Risk Assessment for: | Roker | | | Start point location: | National Glass Centre, Liberty Way, Sunderland |
| Risk Assessment carried out by: | Philip Parker | | | Start point postcode: | SR6 0GL |
| Last Updated: | 21.11.25 | | | End of trip collection location: | What 3 Words location: spray.lunch.chain On Roker Park Road, North Grove bus stop, middle entrance to park, leading to boating lake |
| Next review due: | Nov/Dec 2026 | | | End of trip postcode: | SR6 9PG |
| Designated First Aiders: | Philip Parker | Katie Hook | Jack Rivers | Rock pooling site location: | What 3 Words location: neat.shack.potato Round the corner from: Pier Fish & Chips, Marine Walk, Roker, Sunderland, SR6 0PL |
| First Aider Contact Numbers: | 07456928171 | 07878474951 | 07481262310 | Nearest Hospital(s): | University Hospital of North Durham (15.9 miles from rock pooling location) Sunderland Royal Hospital – contains adult emergency department (3 miles from rock pooling location) |

| MEDICAL INFORMATION | |
|--|---|
| Have participants been asked if they have any medical conditions prior to the event? | Yes |
| If no, write 'N/A'. If yes, please disclose additional measures that will be put in place: | Follow procedures as agreed with school staff |



| What is the hazard? | What are the risks? | Who is at risk? | Precautions to mitigate/control risk | Responsible Person(s) | Overall Risk Rating (after precautions) |
|----------------------------|--|---|---|---|---|
| Weather | Hypothermia, heatstroke | <ul style="list-style-type: none"> WRT employees Children School staff | <ul style="list-style-type: none"> Check weather report Recommend suitable clothing, inform school (school sent information on this in 'School Information Pack' before visit) Recommend sun cream & sun hats if necessary Monitor working conditions and liaise with teachers about safety and welfare of children | <ul style="list-style-type: none"> WRT staff School staff | M |
| Slips, trips and falls | Cuts, bruises, broken bones, muscle strains, drowning, hypothermia, fatal injuries | <ul style="list-style-type: none"> WRT employees Children School staff | <ul style="list-style-type: none"> Identify and make children aware of trip hazards including uneven footpaths and changes in underfoot conditions on walks Tell children not to run during the trip Tell children not to go in front of group leader unless instructed to do so Reminder that footpaths and rocks will be even more slippery if wet and muddy Advise suitable footwear before trip School staff to ensure appropriate footwear is always worn. No bare feet or clogs Wellies available to borrow-school may have stated sizes before trip Warning of uneven surfaces on Roker Rocks, advise school of appropriate staff to pupil ratios (as stated in 'School Information Pack'). Stop children at top of steep steps down to slipway car park. Instruct group must be in single file formation down steps; watch where putting feet; no overtaking; no pushing/shoving; slow and steady; WRT staff member at front | <ul style="list-style-type: none"> WRT staff School staff | M |
| Falling into sea/rockpools | Hypothermia, drowning, broken bones, head trauma | <ul style="list-style-type: none"> WRT employees Children School staff | <ul style="list-style-type: none"> Have second H&S talk once group has arrived at beach Remind children no pushing/shoving or messing around Remind children to not step on green rocks as this usually indicates slippery seaweed Encourage children to watch where placing feet carefully Instruct children of correct technique: hands out of pockets and by side to assist balance and break fall; move slowly and steadily with a wide stance, like a crab; keep slight bend in knees Encourage children to crouch over rockpools if possible, when examining for wildlife to keep a low centre of gravity | <ul style="list-style-type: none"> WRT staff School staff | M |



| What is the hazard? | What are the risks? | Who is at risk? | Precautions to mitigate/control risk | Responsible Person(s) | Overall Risk Rating (after precautions) |
|---|---|---|---|---|---|
| Water borne illness/other infection | Infection, illness | <ul style="list-style-type: none"> WRT employees Children School staff | <ul style="list-style-type: none"> Ensure cuts are all covered Ensure everyone uses hand washing facilities, especially before lunch/eating Inform children not to place hands in or near mouth after having hands in watercourses until they have washed hands thoroughly Cuts sustained during work must be treated ASAP and recorded in a WRT staff member's accident book, which will be contained within the group leader's First Aid kit. | <ul style="list-style-type: none"> WRT staff | L |
| Water: River Wear's mouth | Waterborne disease, drowning, head bumps, loss of consciousness | <ul style="list-style-type: none"> WRT employees Children School staff | <ul style="list-style-type: none"> Instruct children to stay within fenced areas during marina walk; do not climb up on fences and stay back from edges, whenever possible WRT staff member <u>carries throw float at all times</u> on river mouth walk | <ul style="list-style-type: none"> WRT staff | M |
| Water: North Sea, rough sea conditions, waves, changing tides | Waterborne disease, drowning, head bumps, loss of consciousness | <ul style="list-style-type: none"> WRT employees Children School staff | <ul style="list-style-type: none"> WRT staff to check tide times and sea conditions prior to trip Tell children not to go near the sea edge as waves and tides can be powerful and unpredictable When children arrive at the beach, they must observe the water safety talk before entering the watercourse Instruct children which areas they are allowed in with supervising adults and where is out of bounds Ask children to stop, look and listen to sound of WRT staff whistle, when their attention is required and follow instructions carefully Pupils not to enter the sea Pupils to maintain an appropriate distance from the sea and stay away further away from shore if sea conditions are rough One teacher/WRT staff member to act as a spotter, positioning themselves as the closest person to the sea, to watch children and ensure no one enters water Children to be always supervised by the sea and in rockpools WRT staff members <u>carry mobile phones at all times</u> | <ul style="list-style-type: none"> WRT staff | M |
| First Aid | Injuries or accidents that cannot be dealt with adequately | <ul style="list-style-type: none"> WRT employees Children School staff | <ul style="list-style-type: none"> Ensure there is a qualified first aider present throughout the activity Ensure there is an adequately stocked First Aid kit available during the activity | <ul style="list-style-type: none"> WRT staff School staff | L |





| What is the hazard? | What are the risks? | Who is at risk? | Precautions to mitigate/control risk | Responsible Person(s) | Overall Risk Rating (after precautions) |
|--|---|---|--|---|---|
| Walking on pavements by roads and coastal path | Traffic accidents: broken bones, cuts, bruises, internal injury, fatal injury | <ul style="list-style-type: none"> WRT employees Children School staff | <ul style="list-style-type: none"> When walking by roads, follow the normal procedure of the school (walk in pairs for example) Children must cross roads as directed and supervised by accompanying adults, using designated crossings where possible Ensure the accompanying adults are spaced out amongst the children, including front and back of group | <ul style="list-style-type: none"> WRT staff | M |
| Dogs off leads | Risk of dog attack; bites, infections | <ul style="list-style-type: none"> WRT employees Children School staff | <ul style="list-style-type: none"> Make children aware that dogs may be off leads Ignore dogs and do not touch If pupil is concerned about behaviour of dog, they must inform WRT staff member or teacher immediately Make children aware that dogs may be off leads. Ignore dogs and do not touch. Also ask children to watch out for dog mess. Dogs are NOT allowed on the beach between 1st May and 30th September | <ul style="list-style-type: none"> WRT staff | L |
| Moving vehicles on road | Injury from vehicles, serious injuries, fatality | <ul style="list-style-type: none"> WRT employees Children School staff | <ul style="list-style-type: none"> Inform pupils they must always stay behind group leader and at least one adult to be placed at back Ensure adults stop the traffic safely before allowing children to cross Inform group in H&S talk that they will be walking by roads at different points in trip. These can be busier in better weather so must stay vigilant Make everyone aware of possible hazard and supervise children Make pupils aware of the presence of cyclists along the along the riverside C2C route | <ul style="list-style-type: none"> WRT staff | M |
| Members of the public | Injury, emotional harm | <ul style="list-style-type: none"> WRT employees Children School staff | <ul style="list-style-type: none"> Inform children that all areas involved in the trip are open to members of the public upon arrival Ask children to be courteous and considerate towards members of the public Stop and inform group of potential fishermen by river mouth so must stay away from fishing rods lines and wait for WRT staff member to walk past safely Inform children that if a member of the public is acting untoward, to inform a WRT staff member or a member of school staff immediately | <ul style="list-style-type: none"> WRT staff School staff | L |



| What is the hazard? | What are the risks? | Who is at risk? | Precautions to mitigate/control risk | Responsible Person(s) | Overall Risk Rating (after precautions) |
|--|---|--|---|---|---|
| Handing equipment | Cuts, bruises, puncture wounds, eye damage. | <ul style="list-style-type: none"> WRT employees Children School staff | <ul style="list-style-type: none"> Check plan and equipment being used is appropriate for the needs/age of children Check all equipment before use. Do not use any damaged or faulty equipment (clipboards, buckets, nets) Report any damaged or faulty equipment to all education staff so new ones can be ordered ASAP Advise teachers prior to trip of the advised adult to pupil ratios, as specified in the 'School Information Pack' Anyone using nets and buckets unsafely will be warned and/or asked to stop the activity Always consider participants' personal needs/disabilities and make reasonable adjustments where needed | <ul style="list-style-type: none"> WRT staff | M |
| Use of public access site, including toilets | Danger to participants from members of the public, lost children | <ul style="list-style-type: none"> WRT employees School children School staff | <ul style="list-style-type: none"> Explain where public toilets are (Roker beachfront) and these are the first accessible toilets on trip Explain children are not to wander off to toilets without asking permission from supervising adult first Ensure children are always supervised and do not strike up conversations with members of the public unless in the presence of an accompanying adult Children supervised by school staff when using public toilets WRT/School staff first check toilets for members of the public and unwanted objects before children enter <p><i>*Note: public toilets will only be used if private room at Adventure Sunderland facility is unavailable or if a member of the group needs to use the toilet before reaching the beachfront</i></p> | <ul style="list-style-type: none"> WRT staff School staff | L |
| Use of Adventure Sunderland facility | Slips, trips, falls, bruises, head injuries, fall from height, emotional harm | <ul style="list-style-type: none"> WRT employees School children School staff | <ul style="list-style-type: none"> Inform group that they will be going up stairs to upstairs private room so watch step and no running, pushing or overtaking School staff member to wait outside toilets to avoid overcrowding and to ensure children return to private room after using toilets Children not to leave private room without the consent of an adult. This includes use of the toilet facilities No children to enter balcony. This is only accessible through locked doors, which will only be opened on warm days to allow for fresh air flow. In this scenario, children to be informed not to enter doors. Staff members to sit in configuration facing these doors for clear line of vision Other school/community groups maybe using different rooms within the facility – monitor movements of other groups and staff to stay vigilant accordingly | <ul style="list-style-type: none"> WRT staff School staff | L |



| What is the hazard? | What are the risks? | Who is at risk? | Precautions to mitigate/control risk | Responsible Person(s) | Overall Risk Rating (after precautions) |
|--------------------------------|---|--|---|---|---|
| Sand | Risk of injury to eyes, risk of ingesting | <ul style="list-style-type: none"> WRT employees School children School staff | <ul style="list-style-type: none"> Children told not to throw sand due to risk of getting into eyes Eye irrigation (wash) to be included in the First Aid kit Wash hands after session so they don't ingest sand | <ul style="list-style-type: none"> WRT staff School staff | L |
| Unstable cliff edges | Head injuries, broken bones, crushing, fatal injuries | <ul style="list-style-type: none"> WRT employees School children School staff | <ul style="list-style-type: none"> WRT staff member informs children where to stand when in/near Roker ravine Group not to stand directly under overhang, due to crumbling/soft nature of magnesium limestone Avoid cliff areas and outer edges of ravine during inclement weather due to increased risk of falling rocks | <ul style="list-style-type: none"> WRT staff | L |
| Wildlife | Contact with wildlife found at sea | <ul style="list-style-type: none"> WRT employees School children School staff | <ul style="list-style-type: none"> Wash hands after handling small sea creatures Seals on the beach, follow guidelines to avoid seal and keep your distance, signs on the promenade give phone number to contact if seal is sick or injured Do not pick up jellyfish – inform WRT staff member if jellyfish is spotted and exit rockpool immediately Do not pick up dead sea creatures Guidance given on different animals as part of the session Children not to pick up crabs with bare hands but using nets, unless assisted and instructed by WRT staff member or school staff member | <ul style="list-style-type: none"> WRT staff School staff | L |
| Contact with litter and debris | Cuts, bruises, infection | <ul style="list-style-type: none"> WRT employees School children School staff | <ul style="list-style-type: none"> Children not to touch litter Make children aware of broken glass, potentially in rockpools too In case of needlestick injury, squeeze wound and then clean. Take participant and needle to A&E for check-up Check rest areas for broken glass prior to use WRT staff members to carry extra bucket to place litter in if group finds any. This will be emptied at the public bins after the activity | <ul style="list-style-type: none"> WRT staff School staff | L |

| | | | |
|-----------------------|---|----------------------------|----------|
| Accessor Signature: |  | Date Assessment Conducted: | 21.11.25 |
| Checked by Signature: |  | Date Checked: | 21.11.25 |



wear-rivers-trust.org.uk



education.team@wear-rivers-trust.org.uk



07456928171



wearconserving



weareducating



In school & outdoor delivery



Entire River Wear Catchment



Registered Charity: 1094613



LoTC Quality Badge Certification

| GENERAL INFORMATION | | | | LOCATION INFORMATION | |
|---------------------------------|---------------------------------------|-------------|-------------|--|---|
| Risk Assessment for: | Congburn Centre & surrounding grounds | | | Site Location: | Congburn Nurseries, Edmonsley, County Durham |
| Risk Assessment carried out by: | Philip Parker | | | Site Postcode: | DH7 6DY (entrance) |
| Last Updated: | 19.11.25 | | | Parking Site What 3 Words location: | nibbled.crystal.unfit |
| Next review due: | Nov/Dec 2026 | | | Work Site What 3 Words location 1 (River Cong Burn bridge): | objective.dormant.animates |
| Designated First Aiders: | Philip Parker | Katie Hook | Jack Rivers | Work Site What 3 Words location 2 (River Cong Burn meander): | warnings.brittle.purse |
| First Aider Contact Numbers: | 07456928171 | 07878474951 | 07481262310 | Nearest Hospital(s): | University Hospital of North Durham (4.3 miles from entrance) |

| MEDICAL INFORMATION | |
|--|---|
| Have participants been asked if they have any medical conditions prior to the event? | Yes |
| If no, write 'N/A'. If yes, please disclose additional measures that will be put in place: | Follow procedures as agreed with school staff |



| What is the hazard? | What are the risks? | Who is at risk? | Precautions to mitigate/control risk | Responsible Person(s) | Overall Risk Rating (after precautions) |
|------------------------|--|---|---|---|---|
| Weather | Hypothermia, heatstroke | <ul style="list-style-type: none"> WRT employees Children School staff | <ul style="list-style-type: none"> Check weather report Recommend suitable clothing, inform school Recommend sun cream & sun hats if necessary Monitor working conditions and if people are in discomfort, stop work | <ul style="list-style-type: none"> WRT staff School | M |
| Slips, trips and falls | Cuts, bruises, broken bones, muscle strains | <ul style="list-style-type: none"> WRT employees Children School staff | <ul style="list-style-type: none"> Identify and make children aware of trip hazards including uneven footpaths, changes in underfoot conditions on walks and long grass Tell children not to run during the trip Tell children not to go in front of group leader unless instructed to do so Reminder that stiles and footpaths may be even more slippery if wet and muddy Advise suitable footwear before trip Wellies available to borrow-school may have stated sizes before trip | <ul style="list-style-type: none"> WRT staff | M |
| Falling into river | Hypothermia, drowning, broken bones, head trauma | <ul style="list-style-type: none"> WRT employees Children School staff | <ul style="list-style-type: none"> Inform children that some areas of river are not fenced off in H&S talk Tell group to stay on path and keep left, in single file formation, when instructed – this should be reinforced on walk from bridge to kick sampling site as the path narrows here Remind children no pushing/shoving or overtaking Remind children to always stay behind group leader Due to narrow nature of path, group leader to stop at regular intervals to make sure group does not become dispersed | <ul style="list-style-type: none"> WRT staff School staff | M |



| What is the hazard? | What are the risks? | Who is at risk? | Precautions to mitigate/control risk | Responsible Person(s) | Overall Risk Rating (after precautions) |
|-------------------------------------|---|---|---|---|---|
| Water borne illness/other infection | Infection, illness | <ul style="list-style-type: none"> WRT employees Children School staff | <ul style="list-style-type: none"> Ensure cuts are all covered Ensure everyone uses hand washing facilities, especially before lunch/eating Inform children not to place hands in or near mouth after having hands in watercourses until they have washed hands thoroughly Cuts sustained during work must be treated ASAP and recorded in a WRT staff member's accident book, which will be contained within the group leader's First Aid kit. Advise participants that if feverish symptoms (or similar health problems) develop within a week of participation, the GP of the participant should be made aware of recent contact with river water to check for leptospirosis Check for signs of sewage outflow. If any is spotted, WRT staff to keep children out of this watercourse <p><i>*Note: deer have been spotted on this site previously by WRT staff</i></p> | <ul style="list-style-type: none"> WRT staff | L |
| Water: rivers | Waterborne disease, drowning, head bumps, loss of consciousness | <ul style="list-style-type: none"> WRT employees Children School staff | <ul style="list-style-type: none"> WRT staff to check river levels are safe before children enter watercourse Make children aware of the hazard including steep banks Tell children not to go near river unless accompanied or authorised as part of an activity When children arrive at watercourse, if they are required to enter the river, as part of an activity, they must observe the water safety talk before entering the watercourse Water safety instructions include keeping wide stance on riverbed (like goalkeeper or crab), moving slowly, cautiously and sensibly, with arms of pockets and out to assist balance. Children must look at where they are placing feet carefully and must not stand on protruding rocks within the watercourse | <ul style="list-style-type: none"> WRT staff | L |
| Tick-borne disease | Infection, illness (Lyme disease) | <ul style="list-style-type: none"> WRT employees Children School staff | <ul style="list-style-type: none"> Advise participants to not wear shorts prior to trip to reduce risk of ticks on legs. Inform school long sleeves tops are advisable if weather permits Advise participants that if they find a tick on their body to visit the GP to have it removed The presence of a bulls-eye rash around a tick bite may indicate Lyme disease If a bull's-eye rash is found, or a participant becomes unwell with unexplained feverish or flu-like symptoms within 3 weeks, the GP should be made aware of the possibility of Lyme disease | <ul style="list-style-type: none"> WRT staff School staff | L |





| What is the hazard? | What are the risks? | Who is at risk? | Precautions to mitigate/control risk | Responsible Person(s) | Overall Risk Rating (after precautions) |
|---|--|---|---|---|---|
| Overhanging trees and other undergrowth | Cuts and scratches, eye damage | <ul style="list-style-type: none"> WRT employees Children School staff | <ul style="list-style-type: none"> Identify and make children aware of branch hazards Avoid routes which are too hazardous and inaccessible WRT staff members monitor new overhanging branches/tree growth on route and inform children | <ul style="list-style-type: none"> WRT staff | M |
| Dogs off leads | Risk of dog attack; bites, infections | <ul style="list-style-type: none"> WRT employees Children School staff | <ul style="list-style-type: none"> Make children aware that dogs may be off leads Ignore dogs and do not touch If pupil is concerned about behaviour of dog, they must inform WRT staff member or teacher immediately | <ul style="list-style-type: none"> WRT staff | L |
| Moving vehicles in garden centre car park | Injury from vehicles, serious injuries, fatality | <ul style="list-style-type: none"> WRT employees Children School staff | <ul style="list-style-type: none"> Once entering the woodland at Congburn Centre, this is not accessible for public vehicles; however, the garden centre car park may contain moving vehicles using the public facility Make everyone aware of any possible hazard and supervise children Ensure an adult is at the front and back of groups of children If possible, bus occupants to get off bus in quieter area of car park to minimise risk | <ul style="list-style-type: none"> WRT staff | M |
| Members of the public | Injury, emotional harm | <ul style="list-style-type: none"> WRT employees Children School staff | <ul style="list-style-type: none"> Inform children that Congburn Centre is open to members of the public upon arrival. Ask children to be courteous and considerate towards members of the public Inform children that if a member of the public is acting untoward, to inform a WRT staff member or a member of school staff immediately | <ul style="list-style-type: none"> WRT staff School staff | L |



| What is the hazard? | What are the risks? | Who is at risk? | Precautions to mitigate/control risk | Responsible Person(s) | Overall Risk Rating (after precautions) |
|---------------------|---|---|---|---|---|
| Handing equipment | Cuts, bruises, puncture wounds, eye damage. | <ul style="list-style-type: none"> WRT employees Children School staff | <ul style="list-style-type: none"> Check plan and equipment being used is appropriate for the needs/age of children Check all equipment before use. Do not use any damaged or faulty equipment. Report any damaged or faulty equipment to all education staff so new ones can be ordered ASAP Advise teachers prior to trip of the advised adult to pupil ratios, as specified in the 'School Information Pack' Anyone using equipment unsafely will be asked to stop the activity and/or removed from the watercourse Always consider participants' personal needs/disabilities and make reasonable adjustments where needed | <ul style="list-style-type: none"> WRT staff | M |
| Rock measuring | Muscle strains, cuts, bruises, broken bones, head trauma, eye damage | <ul style="list-style-type: none"> WRT employees Children School staff | <ul style="list-style-type: none"> Inform children how to use callipers safely and how they work, alongside potential dangers Inform children callipers are to be carried by side when not in use to reduce risk of poking other people Inform group they must not throw rocks back into watercourse or they may hear a warning whistle and will be asked to exit the watercourse immediately Inform children they must not drop rocks back into river, when they are returning them as this may drop on their foot/toes or other people close to them Inform group that rocks, that are bigger than the callipers, should not be picked up as they maybe too heavy and could cause more damage | <ul style="list-style-type: none"> WRT staff | L |
| Kick sampling | Splinters, cuts and wounds, bumps, bruises, drowning, hypothermia, fatal injuries | <ul style="list-style-type: none"> WRT employees Children School staff | <ul style="list-style-type: none"> Inform/reinforce following water safety guidelines strictly as previously mentioned when they arrived at watercourse Check nets before use (as well as the integrity of all the Riverfly equipment) Outline potential danger of nets to group, including their weight and metal rim. Demonstrate how to carry net when in and out of the watercourse with heavy part of net at bottom and by side/resting against riverbed No more than four pupils per one WRT staff member to be kick sampling in river at same time Inform children of correct use of equipment, including not squirting of water with pipettes or flicking with spoons If any equipment breaks (E.g. plastic spoons), children must inform WRT staff immediately | <ul style="list-style-type: none"> WRT staff | L |



| What is the hazard? | What are the risks? | Who is at risk? | Precautions to mitigate/control risk | Responsible Person(s) | Overall Risk Rating (after precautions) |
|-----------------------|---|--|--|---|---|
| Environment | Injuries and lost children | <ul style="list-style-type: none"> Children School staff | <ul style="list-style-type: none"> Explain at the start of the activity that group will be walking away from toilets and shelter at Congburn Centre, where they will return to at lunch time Explain where toilets are (inside café area) Explain children are not to wonder off to toilets without asking permission from supervising adult first Leaders to ensure appropriate footwear is always worn. No bare feet Leaders to ask the young people not to run down the hill and to not run in the woods due to rocks and tree trunks/roots Leaders to explain not to eat anything found in the woodland, for example, wild mushrooms or berries Site location may be subject to change due to surrounding landscape: some large rocks and boulders surround river valley at certain locations. The river and surrounding area will be checked on the morning of the trip, prior to the class arrival to check water levels and any alterations to the site previously (E.g. rockfalls or fallen trees due to storms). | <ul style="list-style-type: none"> WRT staff | L |
| First Aid | Injuries or accidents that cannot be dealt with adequately | <ul style="list-style-type: none"> WRT employees Children School staff | <ul style="list-style-type: none"> Ensure there is a qualified first aider present throughout the activity Ensure there is a First Aid kit available during the activity | <ul style="list-style-type: none"> WRT staff School staff | L |
| Unstable riverbanks | Injury from falling, drowning, fatal injuries, hypothermia, broken bones | <ul style="list-style-type: none"> WRT employees School children School staff | <ul style="list-style-type: none"> No-one to go right to the edge of riverbanks Reinforce no pushing/shoving or messing around WRT staff member informs children where to stand when approaching riverbanks, on river walk. This is made clear to the group through arm signals and informing children they must not go beyond where WRT staff member is standing Inform children to not enter fenced areas unless lead by an adult or informed to do so | <ul style="list-style-type: none"> WRT staff | L |
| Accessor Signature: |  | | Date Assessment Conducted: | 19.11.25 | |
| Checked by Signature: |  | | Date Checked: | 19.11.25 | |



| GENERAL INFORMATION | | | | LOCATION INFORMATION | |
|---------------------------------|--|-------------|-------------|---|---|
| Risk Assessment for: | Chester-Le-Street River Trip | | | Site Location: | Riverside Park, Ropery Ln, Chester-Le-Street |
| Risk Assessment carried out by: | Philip Parker | | | Site Postcode: | DH3 3PL |
| Last Updated: | 19.11.25 | | | Parking Site What 3 Words location (Ropery Lane North Car Park): | calm.flank.back |
| Next review due: | Nov/Dec 2026 | | | Work Site What 3 Words location 1 (pedestrian bridge at confluence of Chester Burn & Wear): | fork.these.scale |
| Designated First Aiders: | Philip Parker | Katie Hook | Jack Rivers | Work Site W3W location 2 (toilets @ Riverside Café): | tender.solved.mobile |
| First Aider Contact Numbers: | 07456928171 | 07878474951 | 07481262310 | Nearest Hospital(s): | University Hospital of North Durham – nearest A & E (5.6 miles) |
| Defibrillator location 1: | cliff.dreams.saving (on wall on side of Riverside Café to the left of the café opening, near public toilets) | | | Defibrillator location 2: | Chester-Le-Street Leisure Centre, Burns Green, County Durham, Chester-Le-Street, DH3 3QH; Park View Upper School and Sixth Form, Church Chare, Chester-Le-Street, DH3 3QA |

| MEDICAL INFORMATION | |
|--|---|
| Have participants been asked if they have any medical conditions prior to the event? | Yes |
| If no, write 'N/A'. If yes, please disclose additional measures that will be put in place: | Follow procedures as agreed with school staff |

| What is the hazard? | What are the risks? | Who is at risk? | Precautions to mitigate/control risk | Responsible Person(s) | Overall Risk Rating (after precautions) |
|--------------------------------|---|---|--|---|---|
| Public Toilets | Injury, emotional harm, infection | <ul style="list-style-type: none"> WRT employees Children School staff | <ul style="list-style-type: none"> Ask children to be aware of other members of the public using toilets Ask member of staff to check the toilets are clear of any issues (e.g. spoils, litter, drug paraphernalia) before children enter Inform children that if a member of the public is acting untoward, to inform a WRT staff member or a member of school staff immediately If members of the public are happy to wait for the toilet, encourage and thank them in doing so | <ul style="list-style-type: none"> WRT staff School staff | L |
| Bird Flu/Contact with wildlife | Bites, disease | <ul style="list-style-type: none"> WRT employees Children School staff | <ul style="list-style-type: none"> WRT staff to monitor any local reports of bird flu outbreaks. If there are known reports of bird flu, that WRT staff are aware of, trip to be postponed, cancelled or moved to another safe location. WRT staff to check for dead/sick birds before children arrive on site Inform children that they will likely walk past swans, geese, heron and ducks; do not directly approach or touch any Reinforce need to stay behind group leader Ask children to keep noise to a minimum when passing animals to reduce risk of erratic behaviour | <ul style="list-style-type: none"> WRT staff | L |
| Weather | Hypothermia, heatstroke | <ul style="list-style-type: none"> WRT employees Children School staff | <ul style="list-style-type: none"> Check weather report Recommend suitable clothing, inform school Recommend sun cream & sun hats if necessary Monitor working conditions and if people are in discomfort, stop work | <ul style="list-style-type: none"> WRT staff School staff | M |
| Slips, trips and falls | Cuts, bruises, broken bones, muscle strains | <ul style="list-style-type: none"> WRT employees Children School staff | <ul style="list-style-type: none"> Identify and make children aware of trip hazards including uneven footpaths, changes in underfoot conditions on walks Tell children not to run during the trip Tell children not to go in front of group leader unless instructed to do so Tell children to stay on PROW until we reach bridge at confluence of Chester/Cong Burn and Wear Reminder that footpaths may be even more slippery if wet and muddy Advise suitable footwear before trip Wellies available to borrow-school may have stated sizes before trip | <ul style="list-style-type: none"> WRT staff | M |



| What is the hazard? | What are the risks? | Who is at risk? | Precautions to mitigate/control risk | Responsible Person(s) | Overall Risk Rating (after precautions) |
|-------------------------------------|---|---|--|---|---|
| Falling into river | Hypothermia, drowning, broken bones, head trauma | <ul style="list-style-type: none"> WRT employees Children School staff | <ul style="list-style-type: none"> Inform children that most areas of river are not fenced off in H&S talk Tell group to stay on path and keep left, in single file formation, when instructed, following the leader Remind children no pushing/shoving or overtaking Remind children to always stay behind group leader Group leader carries emergency throw float Inform children they are only allowed in a designated section of the river when instructed to do so by WRT staff member | <ul style="list-style-type: none"> WRT staff School staff | M |
| Water borne illness/other infection | Infection, illness | <ul style="list-style-type: none"> WRT employees Children School staff | <ul style="list-style-type: none"> Ensure cuts are all covered Ensure everyone uses hand washing facilities, especially before lunch/eating Inform children not to place hands in or near mouth after having hands in watercourses until they have washed hands thoroughly Cuts sustained during work must be treated ASAP and recorded in a WRT staff member's accident book, which will be contained within the group leader's First Aid kit. If feverish symptoms (or similar health problems) develop within a week of participation, the GP of the participant should be made aware of recent contact with river water to check for leptospirosis Check for signs of sewage outflow. If any is spotted, WRT staff to keep children out of the watercourse | <ul style="list-style-type: none"> WRT staff | L |
| Water: rivers | Waterborne disease, drowning, head bumps, loss of consciousness, drowning | <ul style="list-style-type: none"> WRT employees Children School staff | <ul style="list-style-type: none"> WRT staff to check river levels are safe before children enter watercourse Make children aware of the hazard including steep banks Tell children not to go near river unless accompanied or authorised as part of an activity When children arrive at watercourse, if they are required to enter the river, as part of an activity, they must observe the water safety talk before entering the watercourse Water safety instructions include keeping wide stance on riverbed (like goalkeeper or crab), moving slowly, cautiously and sensibly, with arms of pockets and out to assist balance. Children must look at where they are placing feet carefully and must not stand on protruding rocks within the watercourse | <ul style="list-style-type: none"> WRT staff | L |





| What is the hazard? | What are the risks? | Who is at risk? | Precautions to mitigate/control risk | Responsible Person(s) | Overall Risk Rating (after precautions) |
|-----------------------|--|---|---|---|---|
| Tick-borne disease | Infection, illness (Lyme disease) | <ul style="list-style-type: none"> WRT employees Children School staff | <ul style="list-style-type: none"> Advise participants to not wear shorts prior to trip to reduce risk of ticks on legs. Inform school long sleeves tops are advisable if weather permits Advise participants that if they find a tick on their body to visit the GP to have it removed The presence of a bulls-eye rash around a tick bite may indicate Lyme disease If a bull's-eye rash is found, or a participant becomes unwell with unexplained feverish or flu-like symptoms within 3 weeks, the GP should be made aware of the possibility of Lyme disease <i>Note: deer have been reported on this site</i> | <ul style="list-style-type: none"> WRT staff School staff | L |
| Dogs off leads | Risk of dog attack; bites, infections | <ul style="list-style-type: none"> WRT employees Children School staff | <ul style="list-style-type: none"> Make children aware that dogs may be off leads Ignore dogs and do not touch If pupil is concerned about behaviour of dog, they must inform WRT staff member or teacher immediately | <ul style="list-style-type: none"> WRT staff | L |
| Moving vehicles | Injury from vehicles, serious injuries, fatality | <ul style="list-style-type: none"> WRT employees Children School staff | <ul style="list-style-type: none"> Children line up on pavement before crossing road from Ropery Lane North car park School staff and/or WRT staff members stand in middle of road when safe and gesture to group when it is safe to cross No vehicles are permitted inside C-L-S Riverside Park Make everyone aware of any possible hazard and supervise children – cyclists and runners are common Ensure an adult is at the front and back of group | <ul style="list-style-type: none"> WRT staff School staff | M |
| Members of the public | Injury, emotional harm | <ul style="list-style-type: none"> WRT employees Children School staff | <ul style="list-style-type: none"> Inform children that the park is open to members of the public upon arrival Ask children to be courteous and considerate towards members of the public Inform children that if a member of the public is acting untoward, to inform a WRT staff member or a member of school staff immediately | <ul style="list-style-type: none"> WRT staff School staff | L |



| What is the hazard? | What are the risks? | Who is at risk? | Precautions to mitigate/control risk | Responsible Person(s) | Overall Risk Rating (after precautions) |
|---------------------|---|---|--|---|---|
| Handing equipment | Cuts, bruises, puncture wounds, eye damage, splinters | <ul style="list-style-type: none"> WRT employees Children School staff | <ul style="list-style-type: none"> Check plan and equipment being used is appropriate for the needs/age of children Check all equipment before use. Do not use any damaged or faulty equipment. Report any damaged or faulty equipment to all education staff so new ones can be ordered ASAP Advise teachers prior to trip of the advised adult to pupil ratios, as specified in the 'School Information Pack' Anyone using equipment unsafely will be asked to stop the activity and/or removed from the watercourse Always consider participants' personal needs/disabilities and make reasonable adjustments where needed | <ul style="list-style-type: none"> WRT staff | M |
| Rock measuring | Muscle strains, cuts, bruises, broken bones, head trauma, eye damage | <ul style="list-style-type: none"> WRT employees Children School staff | <ul style="list-style-type: none"> Inform children how to use callipers safely and how they work, alongside potential dangers Inform children callipers are to be carried by side when not in use to reduce risk of poking other people Inform group they must not throw rocks back into watercourse or they may hear a warning whistle and will be asked to exit the watercourse immediately Inform children they must not drop rocks back into river, when they are returning them as this may drop on their foot/toes or other people close to them Inform group that rocks, that are bigger than the callipers, should not be picked up as they maybe too heavy and could cause more damage | <ul style="list-style-type: none"> WRT staff School staff | L |
| Kick sampling | Splinters, cuts and wounds, bumps, bruises, drowning, hypothermia, fatal injuries | <ul style="list-style-type: none"> WRT employees Children School staff | <ul style="list-style-type: none"> Inform/reinforce following water safety guidelines strictly as previously mentioned when they arrived at watercourse Check nets before use (as well as the integrity of all the Riverfly equipment) Check wooden handles of kick sampling nets Outline potential danger of nets to group, including their weight and metal rim. Demonstrate how to carry net when in and out of the watercourse with heavy part of net at bottom and by side/resting against riverbed No more than four pupils per one WRT staff member to be kick sampling in river at same time Inform children of correct use of equipment, including not squirting water with pipettes or flicking water with spoons If any equipment breaks (E.g. plastic spoons), children must inform WRT staff immediately | <ul style="list-style-type: none"> WRT staff | L |



| What is the hazard? | What are the risks? | Who is at risk? | Precautions to mitigate/control risk | Responsible Person(s) | Overall Risk Rating (after precautions) |
|---|--|--|---|---|---|
| Environment | Injuries and lost children | <ul style="list-style-type: none"> Children School staff | <ul style="list-style-type: none"> Explain at the start of the activity that group will be walking away from toilets at Riverside Café, where they will return to at lunch time Explain where toilets are (to left of café entrance) Explain children are not to wonder off to toilets without asking permission from supervising adult first Leaders to ensure appropriate footwear is always worn. No bare feet or clogs Leaders to explain not to eat anything found by the sides of footpaths (E.g. wild mushrooms or berries) Site location may be subject to change. The river and surrounding area will be checked on the morning of the trip, prior to the class arrival to check water levels and any alterations to the site previously (E.g. bank subsidence or fallen trees due to storms). | <ul style="list-style-type: none"> WRT staff | L |
| First Aid | Injuries or accidents that cannot be dealt with adequately | <ul style="list-style-type: none"> WRT employees Children School staff | <ul style="list-style-type: none"> Ensure there is a qualified first aider present throughout the activity Ensure there is an adequately stocked First Aid kit available during the activity | <ul style="list-style-type: none"> WRT staff School staff | L |
| Unstable or undefined riverbanks | Injury from falling, drowning, fatal injuries, hypothermia, broken bones | <ul style="list-style-type: none"> WRT employees School children School staff | <ul style="list-style-type: none"> No-one to go right to the edge of riverbanks Reinforce no pushing/shoving or messing around WRT staff member informs children where to stand when approaching riverbanks, on river walk. This is made clear to the group through arm signals and informing children they must not go beyond where WRT staff member is standing Inform children to not enter fenced areas unless lead by an adult or informed to do so On measurement/kick sampling site (work site location 1), children must enter and exit river on gradual slope on the right-hand side. Here both the Wear and Chester/Cong Burn can be easily and safely accessed | <ul style="list-style-type: none"> WRT staff | L |
| Bridges | Falls, slips, head trauma, broken bones, drowning | <ul style="list-style-type: none"> WRT employees Children School staff | <ul style="list-style-type: none"> Inform group that bridge is wooden so might be slippery When on bridge they must not jump No climbing/leaning over on fenced part of bridge School staff members stand at either end of bridge, where fencing stops to avoid any children slipping/falling/wandering off. This also allows adults to monitor members of the public needing to cross bridge and inform children to allow space | <ul style="list-style-type: none"> WRT staff School staff | M |
| Accessor Signature:  | | | Date Assessment Conducted: 19.11.25 | | |
| Checked by Signature:  | | | Date Checked: 20.11.25 | | |





| GENERAL INFORMATION | | | |
|---------------------------------|-----------------------|-------------|-------------|
| Risk Assessment for: | River Fly (in school) | | |
| Risk Assessment carried out by: | Philip Parker | | |
| Last Updated: | 20.11.25 | | |
| Next review due: | Nov/Dec 2026 | | |
| Designated First Aiders: | Philip Parker | Katie Hook | Jack Rivers |
| First Aider Contact Numbers: | 07456928171 | 07878474951 | 07481262310 |

| MEDICAL INFORMATION | |
|--|---|
| Have participants been asked if they have any medical conditions prior to the event? | Yes |
| If no, write 'N/A'. If yes, please disclose additional measures that will be put in place: | Follow procedures as agreed with school staff |

| What is the hazard? | What are the risks? | Who is at risk? | Precautions to mitigate/control risk | Responsible Person(s) | Overall Risk Rating (after precautions) |
|-------------------------------------|----------------------------|---|---|---|---|
| Water borne illness/other infection | Infection, illness | <ul style="list-style-type: none"> WRT employees Children School staff | <ul style="list-style-type: none"> Ensure cuts are all covered Ensure everyone uses hand washing facilities, especially before lunch/eating Inform children not to place hands in or near mouth after having hands in river water samples, until they have washed hands thoroughly Cuts sustained during work must be treated ASAP and recorded in a WRT staff member's accident book, which will be contained within the group leader's First Aid kit. Advise participants that if feverish symptoms (or similar health problems) develop within a week of participation, the GP of the participant should be made aware of recent contact with river water to check for leptospirosis Check for signs of sewage outflow and pollution during WRT kick sampling. If seen, abandon kick sampling location and move to a new suitable kick sampling site | <ul style="list-style-type: none"> WRT staff | L |
| Handling equipment | Cuts, bruises, eye damage. | <ul style="list-style-type: none"> WRT employees Children School staff | <ul style="list-style-type: none"> Inform children correct use of equipment Do not misuse pipettes to fire water Check all equipment before use. Do not use any damaged or faulty equipment (pipettes, plastic spoons, trays) Report any damaged or faulty equipment to all education staff | <ul style="list-style-type: none"> WRT staff | L |



| What is the hazard? | What are the risks? | Who is at risk? | Precautions to mitigate/control risk | Responsible Person(s) | Overall Risk Rating (after precautions) |
|--------------------------------|---|--|--|---|---|
| Wildlife | Contact with wildlife found in river, cuts, bites, allergic reactions | <ul style="list-style-type: none"> WRT employees School children School staff | <ul style="list-style-type: none"> Wash hands if pupils accidentally handle small river creatures after finishing sampling Inform that signal crayfish can nip so keep hands and fingers well away if one is in sample and inform WRT staff member immediately | <ul style="list-style-type: none"> WRT staff School staff | L |
| Contact with litter and debris | Cuts, bruises, infection | <ul style="list-style-type: none"> WRT employees School children School staff | <ul style="list-style-type: none"> Children not to touch litter and inform WRT staff immediately if litter is found in kick sample Inform children not to use hands to scoop at bottom of trays for creatures as there could be glass/sharp objects; provide children with spoons and pipettes to reduce contact with river water/riverbed materials | <ul style="list-style-type: none"> WRT staff School staff | L |
| First Aid | Injuries or accidents that cannot be dealt with adequately | <ul style="list-style-type: none"> WRT employees Children School staff | <ul style="list-style-type: none"> Ensure there is a qualified first aider present throughout the activity Ensure there is a First Aid kit available during the activity | <ul style="list-style-type: none"> WRT staff School staff | L |

| | | | |
|-----------------------|---|----------------------------|----------|
| Accessor Signature: |  | Date Assessment Conducted: | 20.11.25 |
| Checked by Signature: |  | Date Checked: | 20.11.25 |



| GENERAL INFORMATION | | | | LOCATION INFORMATION | |
|---------------------------------|--|-------------|-------------|--|--|
| Risk Assessment for: | Wearhead River Trip | | | Site Location: | Wearhead Village Hall, 42 Front St, Wearhead, Bishop Auckland |
| Risk Assessment carried out by: | Philip Parker | | | Site Postcode: | DL13 1BL |
| Last Updated: | 20.11.25 | | | Parking Site What 3 Words location: | totally.grandest.carefully |
| Next review due: | Nov/Dec 2026 | | | Work Site What 3 Words location 1 (Village Hall): | interview.things.jeep |
| Designated First Aiders: | Philip Parker | Katie Hook | Jack Rivers | Work Site W3W location 2 (Measurement & kick sample site-Killhope Burn): | studio.shackles.eyelid |
| First Aider Contact Numbers: | 07456928171 | 07878474951 | 07481262310 | Nearest Hospital(s): | University Hospital of Durham – nearest A & E (31 miles from village hall) Bishop Auckland Hospital - NO A & E (26 miles) |
| Defibrillator location 1: | Wall outside Wearhead Village Hall (at bottom of stairs) | | | Defibrillator location 2: | Cowshill & Lanehead Village Hall |

| MEDICAL INFORMATION | |
|--|---|
| Have participants been asked if they have any medical conditions prior to the event? | Yes |
| If no, write 'N/A'. If yes, please disclose additional measures that will be put in place: | Follow procedures as agreed with school staff |



| What is the hazard? | What are the risks? | Who is at risk? | Precautions to mitigate/control risk | Responsible Person(s) | Overall Risk Rating (after precautions) |
|------------------------|--|---|--|---|---|
| Village Hall | Burns | <ul style="list-style-type: none"> WRT employees Children School staff | <ul style="list-style-type: none"> Kettles are kept away from sink area in kitchen Children are monitored by WRT staff member or school staff member when washing hands at sink in kitchen Children told to only enter kitchen area if supervised by adult Adults and children made aware of fire exit on left door of kitchen during H&S talk Children are not to leave premises unless accompanied by an adult, unless emergency evacuation is required | <ul style="list-style-type: none"> WRT staff School staff | L |
| Weather | Hypothermia, heatstroke | <ul style="list-style-type: none"> WRT employees Children School staff | <ul style="list-style-type: none"> Check weather report Recommend suitable clothing, inform school Recommend sun cream & sun hats if necessary Monitor working conditions and if people are in discomfort, stop work | <ul style="list-style-type: none"> WRT staff School | M |
| Slips, trips and falls | Cuts, bruises, broken bones, muscle strains | <ul style="list-style-type: none"> WRT employees Children School staff | <ul style="list-style-type: none"> Identify and make children aware of trip hazards including uneven footpaths, changes in underfoot conditions on walks and long grass Tell children not to run during the trip Tell children not to go in front of group leader unless instructed to do so Tell children to stay on PROW until reach river as small holes/dips in surrounding land have been spotted that could be trip/ankle twisting hazard Reminder that stiles and footpaths may be even more slippery if wet and muddy Advise suitable footwear before trip Wellies available to borrow-school may have stated sizes before trip | <ul style="list-style-type: none"> WRT staff | M |
| Falling into river | Hypothermia, drowning, broken bones, head trauma | <ul style="list-style-type: none"> WRT employees Children School staff | <ul style="list-style-type: none"> Inform children that most areas of river are not fenced off in H&S talk Tell group to stay on path and keep left, in single file formation, when instructed, following the leader Remind children no pushing/shoving or overtaking Remind children to always stay behind group leader Group leader carries emergency throw float | <ul style="list-style-type: none"> WRT staff School staff | M |



| What is the hazard? | What are the risks? | Who is at risk? | Precautions to mitigate/control risk | Responsible Person(s) | Overall Risk Rating (after precautions) |
|-------------------------------------|---|---|---|---|---|
| Water borne illness/other infection | Infection, illness | <ul style="list-style-type: none"> WRT employees Children School staff | <ul style="list-style-type: none"> Ensure cuts are all covered Ensure everyone uses hand washing facilities, especially before lunch/eating Inform children not to place hands in or near mouth after having hands in watercourses until they have washed hands thoroughly Cuts sustained during work must be treated ASAP and recorded in a WRT staff member's accident book, which will be contained within the group leader's First Aid kit. If feverish symptoms (or similar health problems) develop within a week of participation, the GP of the participant should be made aware of recent contact with river water to check for leptospirosis Check for signs of sewage outflow. If any is spotted, WRT staff to keep children out of the watercourse | <ul style="list-style-type: none"> WRT staff | L |
| Water: rivers | Waterborne disease, drowning, head bumps, loss of consciousness, drowning | <ul style="list-style-type: none"> WRT employees Children School staff | <ul style="list-style-type: none"> WRT staff to check river levels are safe before children enter watercourse Make children aware of the hazard including steep banks Tell children not to go near large puddles or river unless accompanied or authorised as part of an activity When children arrive at watercourse, if they are required to enter the river, as part of an activity, they must observe the water safety talk before entering the watercourse Water safety instructions include keeping wide stance on riverbed (like goalkeeper or crab), moving slowly, cautiously and sensibly, with arms of pockets and out to assist balance. Children must look at where they are placing feet carefully and must not stand on protruding rocks within the watercourse | <ul style="list-style-type: none"> WRT staff | L |
| Tick-borne disease | Infection, illness (Lyme disease) | <ul style="list-style-type: none"> WRT employees Children School staff | <ul style="list-style-type: none"> Advise participants to not wear shorts prior to trip to reduce risk of ticks on legs. Inform school long sleeves tops are advisable if weather permits Advise participants that if they find a tick on their body to visit the GP to have it removed The presence of a bulls-eye rash around a tick bite may indicate Lyme disease If a bull's-eye rash is found, or a participant becomes unwell with unexplained feverish or flu-like symptoms within 3 weeks, the GP should be made aware of the possibility of Lyme disease <i>Note: deer have been spotted on this site</i> | <ul style="list-style-type: none"> WRT staff School staff | L |



| What is the hazard? | What are the risks? | Who is at risk? | Precautions to mitigate/control risk | Responsible Person(s) | Overall Risk Rating (after precautions) |
|---|--|--|--|---|---|
| Overhanging trees and other undergrowth | Cuts and scratches, eye damage | <ul style="list-style-type: none"> WRT employees Children School staff | <ul style="list-style-type: none"> Identify and make children aware of branch hazards Avoid routes which are too hazardous and inaccessible WRT staff members monitor new overhanging branches/tree growth on route and inform children Children not to go under overhanging tree on riverbanks, whilst in the watercourse | <ul style="list-style-type: none"> WRT staff | M |
| Dogs off leads | Risk of dog attack; bites, infections | <ul style="list-style-type: none"> WRT employees Children School staff | <ul style="list-style-type: none"> Make children aware that dogs may be off leads Ignore dogs and do not touch If pupil is concerned about behaviour of dog, they must inform WRT staff member or teacher immediately | <ul style="list-style-type: none"> WRT staff | L |
| Moving vehicles | Injury from vehicles, serious injuries, fatality | <ul style="list-style-type: none"> WRT employees Children School staff | <ul style="list-style-type: none"> The Public Right of Way at Wearhead is not accessible for public vehicles; however, the drop off location may contain moving vehicles on the main road as well as outside the village hall. WRT staff to assist school staff in checking for oncoming vehicles and blocking the road for safe crossing to and from the village hall Make everyone aware of any possible hazard and supervise children Ensure an adult is at the front and back of groups of children Children line up on pavement before crossing | <ul style="list-style-type: none"> WRT staff | M |
| Members of the public | Injury, emotional harm | <ul style="list-style-type: none"> WRT employees Children School staff | <ul style="list-style-type: none"> Inform children that the village hall is a private space for the <u>day</u> but outdoor areas are open to members of the public upon arrival Ask children to be courteous and considerate towards members of the public Inform children that if a member of the public is acting untoward, to inform a WRT staff member or a member of school staff immediately | <ul style="list-style-type: none"> WRT staff School staff | L |
| Fences with barbed wire | Cuts and scratches | <ul style="list-style-type: none"> WRT employees Children School staff | <ul style="list-style-type: none"> Warn children about the barbed wire on the fences they will walk by Ask children to not touch barbed wire fences, keep their distance when possible and no pushing/shoving | <ul style="list-style-type: none"> WRT staff School staff | L |
| Contact with farm animals | Cuts, bruises, broken bones, fatal injuries, disease | <ul style="list-style-type: none"> WRT employees School children School staff | <ul style="list-style-type: none"> Inform children that they will be walking through fields with sheep and to not directly approach or touch any Inform children sheep are rarely aggressive Reinforce need to stay behind group leader Ask children to keep noise to a minimum when passing farm animals to reduce risk of erratic behaviour | <ul style="list-style-type: none"> WRT staff | L |





| What is the hazard? | What are the risks? | Who is at risk? | Precautions to mitigate/control risk | Responsible Person(s) | Overall Risk Rating (after precautions) |
|---------------------|---|---|---|---|---|
| Handing equipment | Cuts, bruises, puncture wounds, eye damage, splinters | <ul style="list-style-type: none"> WRT employees Children School staff | <ul style="list-style-type: none"> Check plan and equipment being used is appropriate for the needs/age of children Check all equipment <u>before</u> use. Do not use any damaged or faulty equipment. Report any damaged or faulty equipment to all education staff so new ones can be ordered ASAP Advise teachers prior to trip of the advised adult to pupil ratios, as specified in the 'School Information Pack' Anyone using equipment unsafely will be asked to stop the activity and/or removed from the watercourse Always consider participants' personal needs/disabilities and make reasonable adjustments where needed Check wooden handles of kick sampling nets | <ul style="list-style-type: none"> WRT staff | M |
| Rock measuring | Muscle strains, cuts, bruises, broken bones, head trauma, eye damage | <ul style="list-style-type: none"> WRT employees Children School staff | <ul style="list-style-type: none"> Inform children how to use callipers safely and how they work, alongside potential dangers Inform children callipers are to be carried by side when not in use to reduce risk of poking other people Inform group they must not throw rocks back into watercourse or they may hear a warning whistle and will be asked to exit the watercourse immediately Inform children they must not drop rocks back into river, when they are returning them as this may drop on their foot/toes or other people close to them Inform group that rocks, that are bigger than the callipers, should not be picked up as they maybe too heavy and could cause more damage | <ul style="list-style-type: none"> WRT staff | L |
| Kick sampling | Splinters, cuts and wounds, bumps, bruises, drowning, hypothermia, fatal injuries | <ul style="list-style-type: none"> WRT employees Children School staff | <ul style="list-style-type: none"> Inform/reinforce following water safety guidelines strictly as previously mentioned when they arrived at watercourse Check nets before use (as well as the integrity of all the Riverfly equipment) Outline potential danger of nets to group, including their weight and metal rim. Demonstrate how to carry net when in and out of the watercourse with heavy part of net at bottom and by side/resting against riverbed No more than four pupils per one WRT staff member to be kick sampling in river at same time Inform children of correct use of equipment, including not squirting of water with pipettes or flicking with spoons If any equipment breaks (E.g. plastic spoons), children must inform WRT staff immediately | <ul style="list-style-type: none"> WRT staff | L |



| What is the hazard? | What are the risks? | Who is at risk? | Precautions to mitigate/control risk | Responsible Person(s) | Overall Risk Rating (after precautions) |
|----------------------------------|--|--|---|---|---|
| Environment | Injuries and lost children | <ul style="list-style-type: none"> Children School staff | <ul style="list-style-type: none"> Explain at the start of the activity that group will be walking away from toilets and shelter at Wearhead Village Hall, where they will return to at lunch time Explain where 2 x unisex toilets are (inside village hall) Explain children are not to wonder off to toilets without asking permission from supervising adult first Leaders to ensure appropriate footwear is always worn. No bare feet Leaders to explain not to eat anything found in the woodland, for example, wild mushrooms or berries Site location may be subject to change due to surrounding landscape: some large rocks and boulders surround river valley at certain locations. The river and surrounding area will be checked on the morning of the trip, prior to the class arrival to check water levels and any alterations to the site previously (E.g. rockfalls or fallen trees due to storms). | <ul style="list-style-type: none"> WRT staff | L |
| First Aid | Injuries or accidents that cannot be dealt with adequately | <ul style="list-style-type: none"> WRT employees Children School staff | <ul style="list-style-type: none"> Ensure there is a qualified first aider present throughout the activity Ensure there is a First Aid kit available during the activity | <ul style="list-style-type: none"> WRT staff School staff | L |
| Unstable or undefined riverbanks | Injury from falling, drowning, fatal injuries, hypothermia, broken bones | <ul style="list-style-type: none"> WRT employees School children School staff | <ul style="list-style-type: none"> No-one to go right to the edge of riverbanks Reinforce no pushing/shoving or messing around WRT staff member informs children where to stand when approaching riverbanks, on river walk. This is made clear to the group through arm signals and informing children they must not go beyond where WRT staff member is standing Inform children to not enter fenced areas unless lead by an adult or informed to do so On measurement/kick sampling site (Work site 2), children must enter and exit river beach on flat section, avoiding climbing small overhang as could trigger subsidence | <ul style="list-style-type: none"> WRT staff | L |
| Gates | Trapped fingers and limbs, crushing, broken bones, trips and falls | <ul style="list-style-type: none"> WRT employees Children School staff | <ul style="list-style-type: none"> Stop group before they go through first gate Inform children of danger if they let go of gate Inform children of correct technique: passing gate to person behind without letting go or adult holds gate open Inform children one at a time through gate to avoid crushing Inform adults and children that gates must be shut after last person goes through | <ul style="list-style-type: none"> WRT staff | L |



| What is the hazard? | What are the risks? | Who is at risk? | Precautions to mitigate/control risk | Responsible Person(s) | Overall Risk Rating (after precautions) |
|-----------------------------|---|---|---|---|---|
| Bridges | Falls, slips, head trauma, broken bones, drowning | <ul style="list-style-type: none"> WRT employees Children School staff | <ul style="list-style-type: none"> Inform group that bridge is wooden so might be slippery. When on bridge they must not jump, and no climbing/leaning over on fenced part of bridge WRT staff member stands at end of bridge, where fencing stops to avoid any children slipping/falling/wandering off Instruct children to cross bridge in single file formation Make group aware of steps at start and end of bridge and not to jump onto/off either Inform children to take care on stone bridge overlooking waterfall-no leaning over sides, jumping or climbing and single file to avoid squashing | <ul style="list-style-type: none"> WRT staff | M |
| Burtree Waterfall @Cowsgill | Slips, trips and falls, head bumps, loss of consciousness, drowning | <ul style="list-style-type: none"> WRT employees Children School staff | <ul style="list-style-type: none"> Take group alternative route to avoid steepest part of bank on approaching area to view waterfall Inform children no standing under overhang or waterfall. This won't be possible anyway as children will be informed not to pass positioned WRT staff member As above to avoid deep sections of water in and around plunge pool Group will not be able to view waterfall from bottom if weather is very poor or if water levels are deemed too high Inform group before walk to waterfall that they will have to move slowly and steadily, following leader closely and staying in watercourse, whenever possible, avoiding slippery stones on banks, thus potential falls from a higher elevation | <ul style="list-style-type: none"> WRT staff | M |

| | | | |
|-----------------------|---|----------------------------|----------|
| Accessor Signature: |  | Date Assessment Conducted: | 19.11.25 |
| Checked by Signature: |  | Date Checked: | 19.11.25 |

